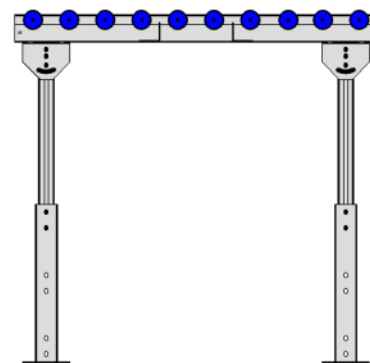
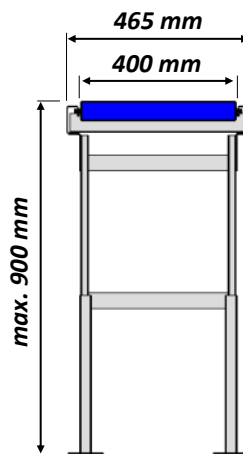
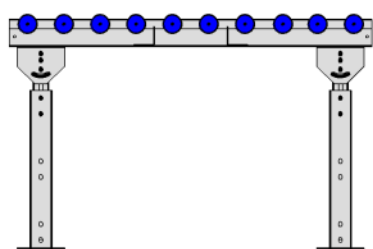
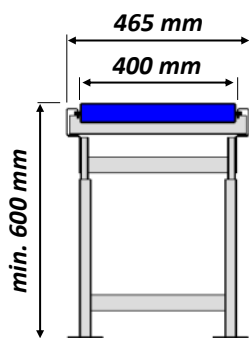


H-STÜTZE / HOCH

H
600-900
mm



Original
**FLOW
RACK**

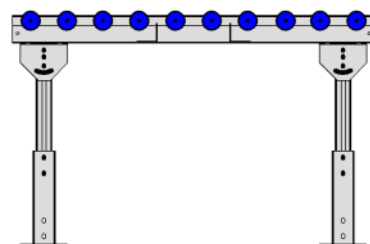
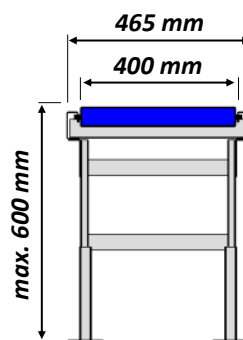
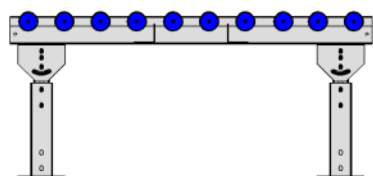
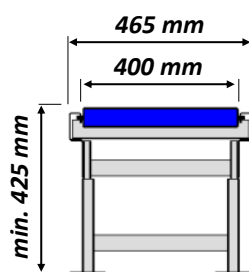
ROLLENBAHNEN

H-STÜTZE HOCH für stationäre Rollenbahnen

In Höhe verstellbar: 600 - 900 mm (Oberseite Rollenbahnrollen)

H-STÜTZE / NIEDRIG

H
425-600
mm



Original
**FLOW
RACK**

ROLLENBAHNEN

H-STÜTZE NIEDRIG für stationäre Rollenbahnen

In Höhe verstellbar: 425 - 600 mm (Oberseite Rollenbahnrollen)